



Digital Thermometer

battery powered



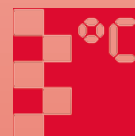
measuring
•
monitoring
•
analysing

DTE



- Universal Pt100 or thermocouple sensors
- Battery powered
- Direct mount, panel mount, or surface mount
- Clear 6 digit alphanumeric LCD display
- Configured °C or °F
- 5000 point logger with USB interface
- NFC Interface for reading log, sync clock/start new log
- Android app for transmission of data via e-mail
- 7 x 32 character messages from user set message library
- Dual alarm relays MAX/MIN information

T2



KOBOLD companies worldwide:

AUSTRALIA, AUSTRIA, BELGIUM, BULGARIA, CANADA, CHINA, CZECHIA, FRANCE, GERMANY, GREAT BRITAIN, HUNGARY, INDIA, INDONESIA, ITALY, MALAYSIA, MEXICO, NETHERLANDS, PERU, POLAND, REPUBLIC OF KOREA, RUSSIA, SPAIN, SWITZERLAND, THAILAND, TUNISIA, TURKEY, USA, VIETNAM

KOBOLD Messring GmbH
Nordring 22-24
D-65719 Hofheim/Ts.
Head Office:
+49(0)6192 299-0
+49(0)6192 23398
info.de@kobold.com
www.kobold.com



Description

The DTE is a battery powered LCD digital thermometer designed for use in a wide range of industrial and process applications. Similar to our standard DTB instrument, this latest development provides extra operational features such as MAX/MIN with recorded time and date, messaging feature, two alarm relays, and data logging. The rugged IP65 rated housings and all stainless steel design offers protection from moisture and dust. The DTE also offers a range of mounting options such as direct mount, surface mount, and panel mount. With our range of sensing probes and process connections this makes the DTE an ideal replacement for traditional mechanical instruments such as liquid bulb and bi-metal gauges where external power is not available or practical.

The larger LCD display, now 15.8 mm high, can also be set to units of °C or °F, and with 0.1° resolution, the DTE not only eliminates the guesswork out of reading dials and mercury columns, it also provides a much higher degree of accuracy. Low battery indication is via the display however, one of the two alarm relays can also be utilised for latching to a scrolling message.

Note: The use of mercury as a measuring medium is no longer permissible, so for mercury-in-glass thermometers or mercury-in-steel gauges, the DTE is an ideal instrument alternative offering high accuracy, and a large easy to read digital display.

Dual relays

The instrument is equipped with 2 volt-free change over type relays, operating independently. The user may select one of seven actions including deviation, latched or non-latched operation, with fully adjustable set point and hysteresis. The relays may be turned off if not required, to extend battery life. An option is provided to trigger an alert event when a relay contact is on.

Data logging function

DTE also provides a powerful data logging function. The log points can be set up to 5000 points; each point is time and date stamped together with temperature and relay state information.

The log rate is selectable in steps. The start of log can be delayed if required. Either fixed or rolling logs may be performed.

Two methods of reading the log are available. The USB configuration reads the log and allows the user to save to a text file for export to other programmes. The NFC android interface allows data transfer to android phones or tablets and, using the downloadable App, the data can be graphed and forwarded by e-mail, Bluetooth etc. The NFC interface is also capable of starting a new log with different log periods and modes.

Battery powered

The instrument is powered by a single 3.6 V lithium battery. The battery life is dependent on the number of active features such as the relay contacts and alert LED. Battery life 1 year minimum (longer depending on options selected).

Real time clock

Date and time stamped maximum, minimum and average temperature values as well as relay on and relay off data are recorded and can be displayed along with the current time and date. The RTC is also used to record the data logged points.

Technical Details

Case diameter:	100 mm
Sensing element:	RTD (Pt100) and thermocouple (T/C)
Measuring units:	can be configured and displayed in °C or °F
Sensor measuring range:	-200... 850 °C (Pt100, depending on probe)
T/C Measuring range:	relative to thermocouple type
Accuracy @ 20 °C:	±0.1% of reading ±0.2 °C (for Pt100)
Temperature stability:	±0.015% full range/°C (for Pt100)
Refresh rate:	5 s
Display:	clear 6-digit LCD alphanumeric display, 15.8 mm high
Communication:	USB, NFC interface Android app allows log data to be transmitted via e-mail etc.
MAX./MIN.:	The MAX/MIN and average values are shown in the display.
Display messaging:	time and date of Max./Min. readings + 7 x user set messages (32 characters)
Data logging:	On-board data log function with real time date stamp, offers 5000 log points with user set log intervals between 10 seconds and 2 hours. Bar graph indicates log volume.
Ambient and storage temperature range:	-30... 70 °C
Maximum pressure:	34 bar (on probe)
Housing material:	304 stainless steel
Probe material:	316 stainless steel
Pocket material:	316 stainless steel
Compression fitting material:	316 stainless steel
Protection:	IP65
Power:	lithium 3.6 V battery
Battery life:	>1 year (depends on function operations)

Type 2 probe (Standard scope of delivery)

Construction: all welded 316 SS sensor for
compression gland

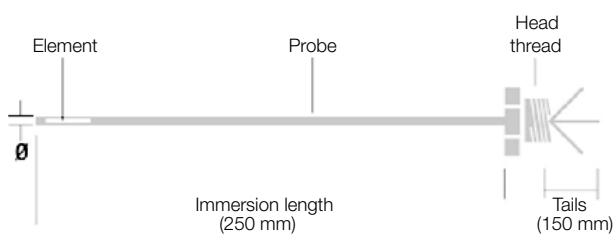
Element: Pt100 acc. to EN60751 IEC 751
Class B

Probe: Ø6x250 mm

Tails: 3-wire

Temperature range: -50 ... +200 °C (at tip)

Head Thread: M16x1.5

**Input RTD (3 wire)**

Sensor type	Range	Accuracy/stability at 20 °C
Pt100 (IEC)	-200 ... 850 °C	±0.2 °C ±0.05 % of reading (plus, sensor error)
Ni100	-60 ... 180 °C	
Ni120	-70 ... 180 °C	
Cu53	-40 ... 180 °C	
Cu100	-80 ... 260 °C	



Input Thermocouple

Model	Range	Accuracy/stability at 20 °C
K	-150... 1370 °C	±0.1 % of full scale ±0.5 °C ± CJ error (plus, sensor error)
J	-200... 1200 °C	
N	-270... 1300 °C	
E	-260... 1000 °C	
T	-270... 400 °C	±0.2 % of full scale ±0.5 °C ± CJ error (plus, sensor error)
R	0... 1760 °C	±0.1 % of full scale ±0.5 °C ± CJ error (plus, sensor error) over range 800... 1760 °C
S	0... 1760 °C	
L	-200... 900 °C	±0.1 % of full scale ±0.5 °C ± CJ error (plus, sensor error)
U	0... 600 °C	
B	0... 1820 °C	
C	0... 2300 °C	
D	0... 2300 °C	
G	0... 2300 °C	

Display

Type/options/function	Description
Display height	15.8 mm non-backlit
Display information options. Some information is displayed scrolling.	6 digits 14 segment input value plus "Warning", "Transmit", "NFC", "USB", "Log", "Battery" icons, 8 segment log volume indicators. Maximum, minimum, average*. Date and time, case temperature. Custom messages for visual alarms/information. Relay condition.
High intensity LED	alarm and warning options

* Rolling average log is independent of data logging

Relays

Relay 1 and Relay 2

Type/options/function	Description
2 x independent relays	single pole change over (common, N/o, N/c)
Rating	48 V _{DC} maximum @ 1 A (5 mA minimum) 28 V _{AC} RMS maximum @ 1 A

**Order Details** (example: DTE-A 2 06 0 0)

Model	Case style	Probe type/ sensor type	Probe diameter	Lead material/length	Options
DTE-	Compact Version A = side entry, direct mounting (standard)	2 = type 2/Pt100	06 = 6 mm	0 = without	0 = without

Note: Customer may exchange existing probes.

Order Details Fabricated Stainless Steel (316) Thermo Pockets (example: TWL-0000 G BG4A 00 150)

Model	Sensor connection	Process connection	Immersion length ¹⁾
TWL-0000	G = ½" BSP N = ½" NPT	BG4A00 = ½" BSP BN4A00 = ½" NPT	length under connection in mm

¹⁾ Length to be specified while ordering but do not form part of the model code.

Order Details Stainless Steel (316) Sliding Compression Fittings

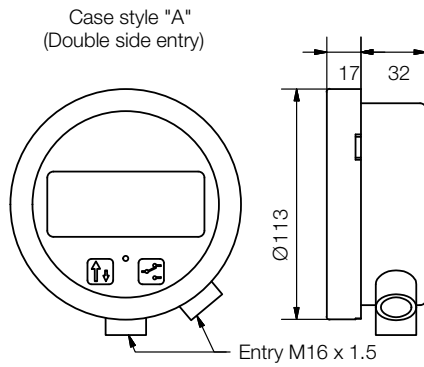
DTB-K2R08	1.4404 (316L SS) bore through compression fitting x G ¼ male (C = 38.5 mm)	C
DTB-K2R15	1.4404 (316L SS) bore through compression fitting x G ½ male (C = 46 mm)	
DTB-K2N08	1.4404 (316L SS) bore through compression fitting x ¼" NPT male (C = 38 mm)	
DTB-K2N15	1.4404 (316L SS) bore through compression fitting x ½" NPT male (C = 44.5 mm)	

Note: For non-standard specifications please contact our sales office.

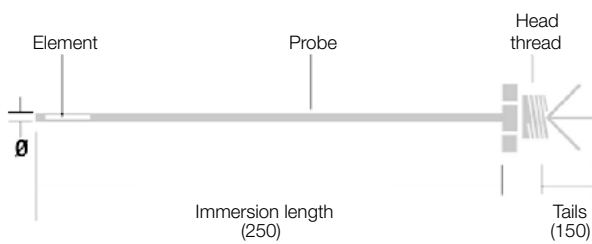


Dimensions [mm]

Compact Version



Type 2 probe



Note: Probes are delivered mounted on the housings but may be removed/ interchanged by the customer.